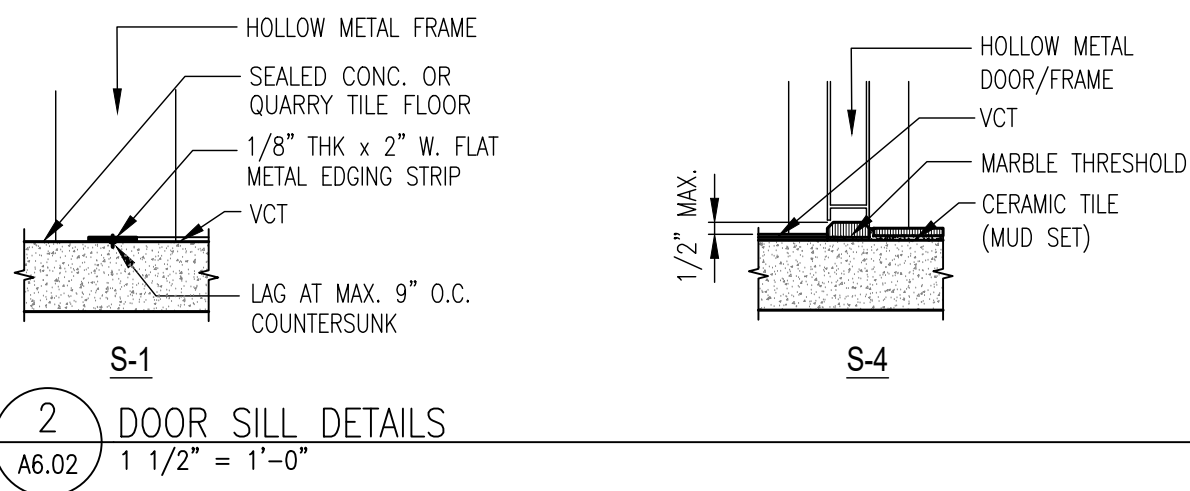
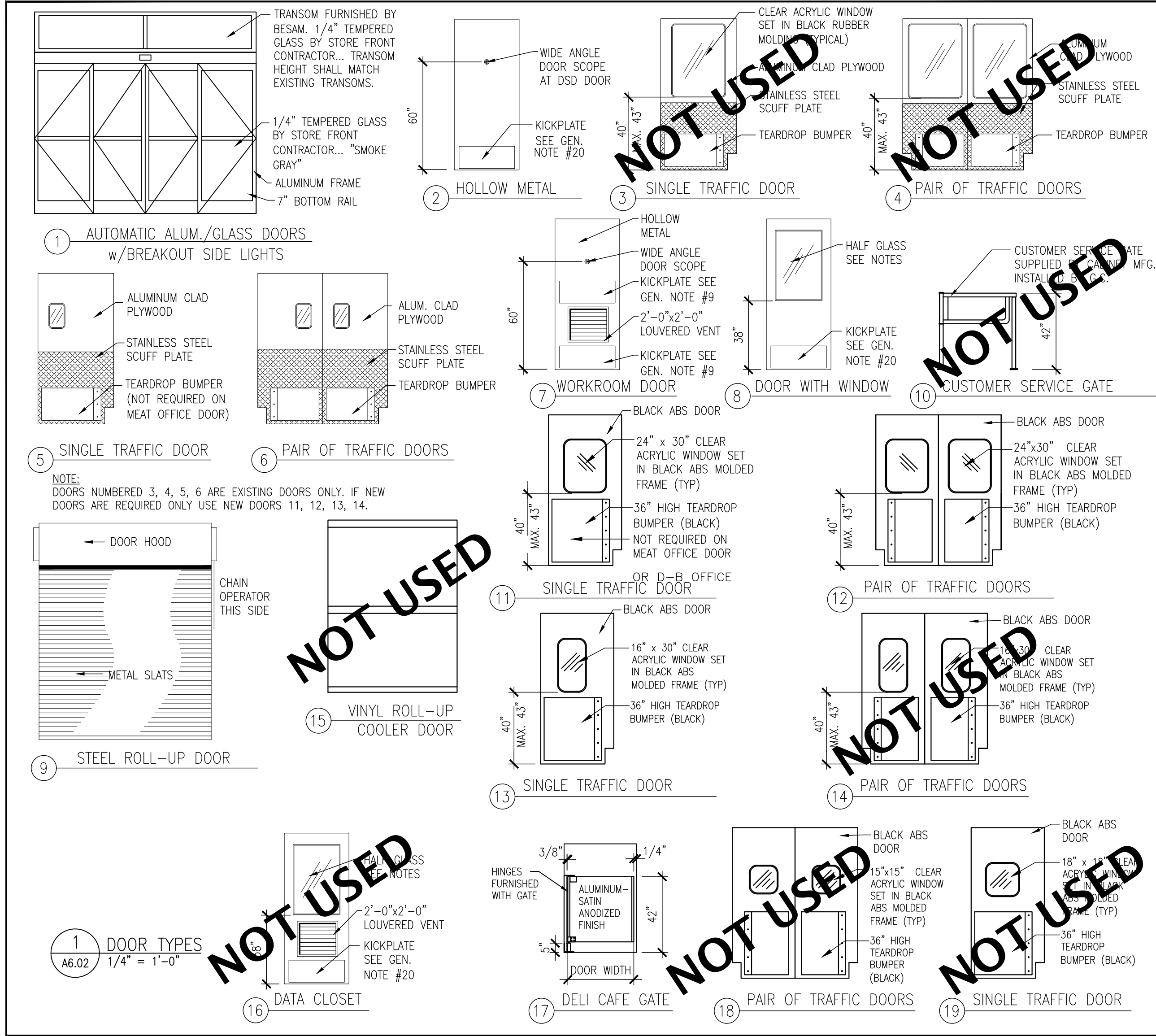


Thursday, September 19, 2019 10:05:48 AM E:\2019\19018.00\Food Lion Store 1458 Laurel DC\Design\Construction Set\ 1458 A6.02_00.dwg



DOOR SCHEDULE (*") INDICATES AN EXISTING DOOR TO REMAIN)			NOTE: 1. HARDWARE PACKAGES ARE BASED ON PROJECT SPECIFICATIONS BOOK. THE CONDITION OF ALL EXISTING HARDWARE SHALL BE VERIFIED BY THE FOOD LION CONSTRUCTION SUPERVISOR AT TIME OF WALK-THROUGH.	REMARKS 1. AT NEW EGRESS DOORS, ELECTRICAL CONTRACTOR TO SUPPLY & INSTALL JUNCTION BOX FOR SECURITY ALARM (IF NOT EXISTING) BEFORE DOOR FRAME IS SET. 2. THE GENERAL CONTRACTOR SHALL SUPPLY AND INSTALL THE EXIT DEVICE PURCHASED FROM BA HOFT 919-596-4446. EXIT DEVICE SHALL BE: VON DUPRIN CX99EO-LE. NO SUBSTITUTION (POWER AND TIME DELAY SUPPLIED AND ACTIVATED BY OTHERS) 3. ALL ACCESSIBLE DOORS SHALL HAVE HANDLES, PULLS, LATCHES, LOCKS AND OTHER OPERABLE PARTS WITH A SHAPE THAT IS EASY TO GRASP WITH ONE HAND AND DOES NOT REQUIRE TIGHT GRASPING, TIGHT PINCHING, OR TWISTING OF THE WRIST TO OPERATE. 4. ALL DOORS & FRAMES TO BE PAINTED P-2(B) ON SALES SIDE AND P-15(B) ON ROOM SIDE UNLESS OTHERWISE NOTED.									
(NO)	SIZE		LOCATION	RM.	HRDW.	TYPE	FRAME	HEAD	JAMB	SILL	FRAME COLOR	DOOR FINISH	NOTES AND COMMENTS
100A*	PR-2'-6"x6'-10"x1 3/4"	EXISTING	VESTIBULE	100	EXISTING	1	EXISTING ALUM	EXISTING	EXISTING	EXISTING	FACTORY	FACTORY	EXISTING-MOTION-DETECTORS-ON-BOTH-SIDES-NEW-DETECTORS-TO-BE SUPPLIED-BY-ASSA-ABLOY-ENTRANCE-SOLUTIONS-1-609-249-9492
100B*	PR-2'-6"x6'-10"x1 3/4"	EXISTING	VESTIBULE	100	EXISTING	1	EXISTING ALUM	EXISTING	EXISTING	EXISTING	FACTORY	FACTORY	EXISTING-MOTION-DETECTORS-ON-BOTH-SIDES-NEW-DETECTORS-TO-BE SUPPLIED-BY-ASSA-ABLOY-ENTRANCE-SOLUTIONS-1-609-249-9492
101*	3'-0"x7'-0"x1 3/4"	EXISTING	SALES AREA (EXIT)	101	EXISTING	2	EXISTING HM	EXISTING	EXISTING	EXISTING	SALES P-2(B)/ EXTERIOR TO MATCH ADJ. WALL	SALES P-2(B)/ EXTERIOR TO MATCH ADJ. WALL	SEE DOOR SCHEDULE NOTES #9,10,11,17,18,20
102*	3'-0"x7'-0"x1 3/4"	EXISTING	WORK ROOM	102	EXISTING	7	EXISTING HM	EXISTING	EXISTING	NONE	SALES P-2(B)/ WORKROOM P-15(B)	SALES P-2(B)/ WORKROOM P-15(B)	SEE DOOR SCHEDULE NOTES #9,10,11,18.
104*	3'-0"x7'-0"x1 3/4"	EXISTING	CORRIDOR (EXIT)	104	EXISTING	2	EXISTING HM	EXISTING	EXISTING	EXISTING	SALES P-2(B)/ EXTERIOR TO MATCH ADJ. WALL	SALES P-2(B)/ EXTERIOR TO MATCH ADJ. WALL	SEE DOOR SCHEDULE NOTES #9,10,11,17,18,20
105	3'-0"x7'-0"x1 3/4"	REVERSE	MEN'S RESTROOM	105	EXISTING	2	EXISTING HM	EXISTING	EXISTING	S-4	P-15(B)	P-15(B)	SEE DOOR SCHEDULE NOTES #9,10,11,18,19 - REVERSE HAND
106	3'-0"x7'-0"x1 3/4"	REVERSE	WOMEN'S RESTROOM	106	EXISTING	2	EXISTING HM	EXISTING	EXISTING	S-4	P-15(B)	P-15(B)	SEE DOOR SCHEDULE NOTES #9,10,11,18,19 - REVERSE HAND
107A	PR-3'-0"x7'-10"x1 1/2"	NEW	GROCERY STAGING/ RECEIVING	107	HW-14	12	EXISTING HM	EXISTING	EXISTING	S-1	P-15(B)	FACTORY	SEE DOOR SCHEDULE NOTES #1,3,4,14,16
107B*	4'-0"x7'-0"x1 3/4"	EXISTING	GROCERY STAGING/ RECEIVING (EXIT)	107	EXISTING	2	EXISTING HM	EXISTING	EXISTING	EXISTING	INT P-15(B)/ EXTERIOR TO MATCH ADJ. WALL	INT P-15(B)/ EXTERIOR TO MATCH ADJ. WALL	SEE DOOR SCHEDULE NOTES #5,9,10,11,17,18,20
107C*	4'-0"x7'-0"x1 3/4"	EXISTING	GROCERY STAGING/ RECEIVING (EXIT)	107	EXISTING	2	EXISTING HM	EXISTING	EXISTING	EXISTING	INT P-15(B)/ EXTERIOR TO MATCH ADJ. WALL	INT P-15(B)/ EXTERIOR TO MATCH ADJ. WALL	SEE DOOR SCHEDULE NOTES #5,9,10,11,17,18,20
107D*	8'-0"x8'-0"x1"	EXISTING	GROCERY STAGING/ RECEIVING	107	EXISTING	9	BENT PLATE	EXISTING	EXISTING	EXISTING	EXISTING	EXISTING	STEEL ROLL-UP DOOR - SEE DOOR SCHEDULE NOTE #17
107E*	8'-0"x8'-0"x1"	EXISTING	GROCERY STAGING/ RECEIVING	107	EXISTING	9	BENT PLATE	EXISTING	EXISTING	EXISTING	EXISTING	EXISTING	STEEL ROLL-UP DOOR - SEE DOOR SCHEDULE NOTE #17
108*	3'-0"x7'-0"x1 3/4"	EXISTING	LOUNGE	108	EXISTING	8	EXISTING HM	EXISTING	EXISTING	S-1	P-15(B)	P-15(B)	SEE DOOR SCHEDULE NOTES #9,11,18.
109*	3'-0"x7'-0"x1 3/4"	EXISTING	ASSOCIATE TRAINING ROOM	114	EXISTING	8	EXISTING HM	EXISTING	EXISTING	NONE	P-15(B)	P-15(B)	SEE DOOR SCHEDULE NOTES #9,10,11,12,18. INSTALL WINDOW KIT
110A*	PR-3'-0"x8'-0"x1 3/4"	EXISTING	MECHANICAL ROOM	110	EXISTING	2	EXISTING HM	EXISTING	EXISTING	NONE	STAGING P-15(B)/ MECHANICAL EXISTING	STAGING P-15(B)/ MECHANICAL EXISTING	SEE DOOR SCHEDULE NOTES #9,10,11
110B*	2'-0"x7'-0"x1 3/4"	EXISTING	MECHANICAL ROOM	110	EXISTING	2	EXISTING HM	EXISTING	EXISTING	NONE	STAGING P-15(B)/ MECHANICAL EXISTING	STAGING P-15(B)/ MECHANICAL EXISTING	SEE DOOR SCHEDULE NOTES #9,10,11
111*	3'-0"x7'-0" C.O.	REMOVE DOOR	JANITOR'S CLOSET (C.O.)	111	NONE	C.O.	EXISTING HM	EXISTING	EXISTING	NONE	P-15(B)	NO DOOR	OPENING WITH FRAME ONLY, SEE DOOR SCHEDULE NOTES #10
112A*	PR 3'-0"x7'-0"x1"	EXISTING	MEAT PREP	112	EXISTING	6	EXISTING HM	EXISTING	EXISTING	EXISTING	PREP P-4(B)/ STAGING P-15(B)	FACTORY	SEE DOOR SCHEDULE NOTE #16
112B*	3'-0"x7'-0"x1 1/2"	EXISTING	MEAT PREP	112	HW-13	11	EXISTING HM	EXISTING	EXISTING	EXISTING	PREP P-4(B)/ SALES P-2(B)	FACTORY	SEE DOOR SCHEDULE NOTES #4,16. NEW WINDOW KIT
113*	3'-0"x7'-0"x1"	EXISTING	MEAT OFFICE	113	EXISTING	5	EXISTING HM	EXISTING	EXISTING	NONE	P-4(B)	FACTORY	SEE DOOR SCHEDULE NOTES #10,16
114*	3'-0"x7'-0"x1 3/4"	EXISTING	DEPT. MANAGER'S OFFICE	114	EXISTING	8	EXISTING HM	EXISTING	EXISTING	S-1	P-15(B)	P-15(B)	SEE DOOR SCHEDULE NOTES #9,10,11,12,18. INSTALL WINDOW KIT
115A*	PR-3'-0"x7'-0"x1 1/2"	EXISTING	PRODUCE PREP	115	EXISTING	6	EXISTING HM	EXISTING	EXISTING	NONE	PREP P-4(B)/ GROCERY P-15(B)	FACTORY	SEE DOOR SCHEDULE NOTE #10,16
115B	PR-3'-0"x7'-0"x1 1/2"	NEW	PRODUCE PREP	115	HW-14	12	EXISTING HM	EXISTING	EXISTING	S-1	PREP P-4(B)/ SALES P-2(B)	FACTORY	SEE DOOR SCHEDULE NOTES #1,3,4,10,14,16.
115C*	4'-0"x7'-0"x1 3/4"	EXISTING	PRODUCE PREP (EXIT)	115	EXISTING	2	EXISTING HM	EXISTING	EXISTING	EXISTING	INT P-4(B)/ EXTERIOR TO MATCH ADJ. WALL	INT P-4(B)/ EXTERIOR TO MATCH ADJ. WALL	SEE DOOR SCHEDULE NOTES #9,10,11,17,20.
116	3'-4"x3'-6"x1/4"	NEW	DELI/BAKERY PREP (GATE)	116	---	17	NEW ALUM	N/A	FACTORY	N/A	FACTORY	FACTORY	FLOOR MOUNTED.
117*	2'-6"x7'-0"x1 3/4"	EXISTING	DELI/ BAKERY CLOSET	117	EXISTING	2	EXISTING HM	EXISTING	EXISTING	NONE	DELI P-2(B)/ CLOSET P-4(B)	DELI P-2(B)/ CLOSET P-4(B)	SEE DOOR SCHEDULE NOTES #9,10,11,18
119*	3'-0"x7'-0"x1 3/4"	EXISTING	RISER ROOM (EXIT)	119	EXISTING	2	EXISTING HM	EXISTING	EXISTING	EXISTING	INT EXISTING/ EXTERIOR TO MATCH ADJ. WALL	INT EXISTING/ EXTERIOR TO MATCH ADJ. WALL	SEE DOOR SCHEDULE NOTES #9,10,11,17,20.
130*	PR-2'-6"x6'-10"x1 3/4"	EXISTING	AIRLOCK	130	EXISTING	1	EXISTING ALUM	EXISTING	EXISTING	EXISTING	FACTORY	FACTORY	EXISTING-MOTION-DETECTORS-ON-BOTH-SIDES-NEW-DETECTORS-TO-BE SUPPLIED-BY-ASSA-ABLOY-ENTRANCE-SOLUTIONS-1-609-249-9492
131*	PR-2'-6"x6'-10"x1 3/4"	EXISTING	AIRLOCK	130	EXISTING	1	EXISTING ALUM	EXISTING	EXISTING	EXISTING	FACTORY	FACTORY	EXISTING-MOTION-DETECTORS-ON-BOTH-SIDES-NEW-DETECTORS-TO-BE SUPPLIED-BY-ASSA-ABLOY-ENTRANCE-SOLUTIONS-1-609-249-9492


DOOR SCHEDULE NOTES:

- REFER TO FOOD LION SPECIFICATIONS & NATIONAL ACCOUNT REFERENCES (SHEET G1.01) FOR DOOR MANUFACTURERS.
- GENERAL CONTRACTOR SHALL VERIFY ALL AUTOMATIC SLIDING DOOR OPENINGS WITH THE MANUFACTURER OR CONTRACTOR.
- ALL PREP TRAFFIC DOORS TO RECEIVE "TEAR-DROP" BUMPERS ON BOTH SIDES OF THE DOOR. BUMPERS SUPPLIED BY DOOR MANUFACTURER.
- NEW TRAFFIC DOORS TO RECEIVE GASKETS AROUND DOOR PERIMETER. GASKETS SUPPLIED BY DOOR MANUFACTURER. (REFER TO SCOPE OF WORK)(DOOR FACING SALES AREA)
- STORE NUMBER TO BE STENCILED (4" HIGH) TO TRUCK DRIVERS (OSD) DOOR IN PAINT COLOR CONTRASTING TO COLOR OF DOOR.
- DOOR SCOPE TO BE PART No. SOLO1 FROM WARNOK-HERSEY HARDWARE DISTRIBUTOR, (800) 632-1324.
- PROVIDE 1/4" TEMPERED GLASS IN HALF GLASS DOOR WINDOW, APPLICABLE TO ALL OFFICES.
- ALL EXTERIOR GLAZING @ AUTO DOORS TO BE 1/4" TEMPERED GLASS (COLOR- REFER TO GLAZING SCHEDULE), TO BE PROVIDED BY STOREFRONT CONTRACTOR.
- GENERAL CONTRACTOR SHALL INSTALL KICKPLATES ON BOTH SIDES OF ALL HOLLOW METAL DOORS. (EXCEPTION- EXTERIOR SIDE OF EXTERIOR DOORS). REPLACE MISSING AND DAMAGED KICKPLATES.
- THE GENERAL CONTRACTOR SHALL SAND, CLEAN, AND REPAINT ALL EXISTING HOLLOW METAL DOORS & FRAMES SCHEDULED FOR REUSE. THE GENERAL CONTRACTOR SHALL FURNISH NEW HOLLOW METAL FRAMES FOR THOSE DOORS TO BE RELOCATED. DOOR HARDWARE TO BE BROUGHT UP TO CURRENT FOOD LION STANDARDS. ALL EXTERNAL DOOR SWEEPS WILL BE REPLACED WITH PEMKO #18100CNB84. CONTRACTOR INSTALL & ORDER NEW DELAY EGRESS STICKERS FROM B.A. HOFT ONCE DOORS ARE REPAINTED.
- GENERAL CONTRACTOR SHALL INSTALL NEW DOOR SILENCERS ON ALL DOORS (AFTER PAINTING) AND COMMERCIAL GRADE KICK DOWNS ON ALL INTERIOR HOLLOW METAL DOORS. (EXCEPT WORKROOM WITH SAFE).
- THE GENERAL CONTRACTOR SHALL VERIFY CONDITION OF ALL DOORS AND COORDINATE THE REUSE WITH THE FOOD LION CONSTRUCTION MANAGER.
- DOOR DOORS, SEALS, DOOR LEVELER AND EQUIPMENT SHALL BE ORDERED FROM OVERHEAD DOOR AS PER FOOD LION SPECIFICATIONS. REFER TO NATIONAL ACCOUNT REFERENCE INFORMATION (SHEET CS-1), SCOPE OF WORK, & COORDINATE W/ FOOD LION CONSTRUCTION MANAGER.
- TRAFFIC DOORS TO BE ORDERED FROM CHASE DURAS AT HEFCO. REFER TO NATIONAL ACCOUNT INFORMATION (SHEET CS-1).
- HOLLOW METAL DOORS, FRAMES AND HARDWARE SHALL BE ORDERED FROM B.A. HOFT. GENERAL CONTRACTOR MUST ORDER NEW DELAY EGRESS STICKERS FROM B.A. HOFT ONCE THE DOORS ARE REPAINTED. REFER TO NATIONAL ACCOUNT INFORMATION (SHEET CS-1).
- ALL JAMB GUARDS, MISC ALUMINUM, STAINLESS STEEL, ETC BREAK METAL ITEMS SHALL BE FIELD VERIFIED, FABRICATED AND INSTALLED BY GENERAL CONTRACTOR.
- GENERAL CONTRACTOR SHALL REPLACE MISSING OR DAMAGED WEATHER-STRIPPING, SWEEPS & NEW STYLE CARPET THRESHOLDS ON ALL EXTERIOR DOORS (INCLUDING AUTOMATIC DOORS), ROLL-UP DOORS 5-3/8" BRUSH GASKET-MFR/MODEL: #HD15642 BY NATIONAL GUARD.
- G.C. TO ADJUST INTERIOR DOOR CLOSERS SO THAT NO MORE THAN 5 LBS OF FORCE IS REQUIRED TO OPERATE AND SO THAT DOORS GO FROM 90 DEGREE OPEN TO 12 DEGREE OPEN IN 5 SECONDS MIN.
- CHANGE DOOR SWING USING ALUMINUM CONTINUOUS GEAR HINGE MODEL #A571HD BY ARCHITECTURAL BUILDERS HARDWARE MFG. INC. PATCH EXISTING HARDWARE CUT-OUTS IN FRAME.
- EXTERIOR SIDE OF DOOR/FRAME TO BE PREPPED FOR PAINT AND REPAINTED TO MATCH EXISTING COLOR.



Architecture
Interior Design
Land Planning
Project Management

Professional Seals



09-20-19

Interior Alteration For:



2110 Executive Drive, Salisbury, NC 28145/ Ph: 704.633.8250

30214 Sussex Hwy
Laurel, DE 19956
Store No.
1458

OWNERSHIP OF INSTRUMENTS OF SERVICE:
All reports, specifications, plans, computer files, field data, notes, and other documents and instruments of service shall remain the property of the Design Professional. The Design Professional shall retain all common law, statutory and other reserved rights, including the copyright thereto.

This drawing is the property of Yates - Chelitzberg - Hughes Architects and is not to be reproduced or copied in whole or any part. It is not to be used on any other project and is to be returned upon request.

© Copyright 2019

Project No.:
1458FLMK20

File Name:
1458 A6.02_00.dwg

Date: 09-20-19

Revisions:

WINDOW AND DOOR
FINISH SCHEDULES

Architectural

A6.02

YCH Commission Number

19018.00

7035 Northwinds Dr NW

Concord, NC 28027

704 . 788 . 2000

ycharch.com